AC/DC 500W Enclosed Switching Power Supply

LMF500-20Bxx Series

MORNSUN®



RoHS

CE Report EN62368-1 | CCC GB4943.1 | UKCA Report BS EN 62368-1

FEATURES

- Universal 80 - 264VAC or 110 - 370VDC Input voltage
- Accepts AC or DC input (dual-use of same terminal)
- Operating ambient temperature range: -30℃ to +70℃
- Low standby power consumption, high efficiency, active PFC
- High I/O isolation test voltage up to 4000VAC
- Output short circuit constant current, over-current, over-voltage, over-temperature protection
- Over-voltage class Ⅲ (designed to meet EN61558)
- Remote sense compensation, remote ON/OFF function
- 3 years warranty
- Safety according to IEC/UL62368, IEC/EN60601, EN60335, EN61558

LMF500-20Bxx series is one of Mornsun's enclosed AC-DC switching power supply. It features universal AC input and at the same time accepts DC input voltage, cost-effective, low no load power consumption, high efficiency, high reliability and double or reinforced insulation. These converters offer excellent EMC performance and meet IEC/EN/UL62368, IEC/EN60601, EN60335, GB4943, EN61558 standards and they are widely used in areas of industrial, LED, street light control, electricity, security, telecommunications, smart home etc.

Selection Guide

Certification	Part No.*	Output Power (W)	Nominal Output Voltage and Current (Vo/Io)	Output Voltage Adjustable Range (V)	Efficiency at 230VAC (%) Typ.	Max. Capacitive Load (μF)	Remote Sense Compensation (mV)	Remote ON/OFF Function
EN/CCC/BIS	LMF500-20B12	500.4	12V/41.7A	11.4-12.6	92	12000	300	Y
	LMF500-20B15	501.0	15V/33.4A	14.25-15.75			300	Y
	LMF500-20B24	501.6	24V/20.9A	22.8-25.2	93	6000	300	Y
	LMF500-20B27	502.2	27V/18.6A	25.65-28.35	93		300	Y
	LMF500-20B48	499.2	48V/10.4A	45.6-50.4	93	1800	300	Y

Note: *Under any conditions, the total power of the product should not exceed rated power, and the output current should not exceed the rated output current.

Input Specifications

Item	Operating Conditions		Min.	Typ.	Max.	Unit
Input Voltage Range	AC input		80	--	264	VAC
	DC input		110	--	370	VDC
Input Voltage Frequency			47	--	63	Hz
Input Current	115VAC		--	--	6	A
	230VAC		--	--	3	
Inrush Current	230VAC	Cold start	--	40	--	
Power Factor	115VAC	Full load	0.98	--	--	--
	230VAC		0.95	--	--	
Leakage Current	240VAC		<0.1mA			
Hot Plug			Unavailable			

Output Specifications

Item	Operating Conditions		Min.	Typ.	Max.	Unit
Output Voltage Accuracy	Full load range	12V/15V/24V/27V/48V	--	±1	--	%
Line Regulation	Rated load	12V/15V/24V/27V/48V	--	±0.3	--	
Load Regulation	0% - 100% load	12V/15V/24V/27V/48V	--	±0.5	--	

MORNSUN Guangzhou Science & Technology Co., Ltd. reserves the copyright and right of final interpretation

Ripple & Noise*	20MHz bandwidth (peak-to-peak value), 25℃	12V/15V/24V/27V/48V	--	--	120	mV
Temperature Coefficient			--	±0.03	--	%/℃
Minimum Load			--	0	--	%
Hold-up Time	230VAC		12	18	--	ms
Short Circuit Protection	Recovery time <3s after the short circuit disappear.		Constant current protection, continuous, self-recover			
Over-current Protection（12V、15V、24V、27V、48V）	Room temperature, high temperature		110%-160% Io, constant current protection, self-recover			
	Low temperature		>105% Io, constant current protection, self-recover			
Over-voltage Protection	12V		≤16VDC	Output voltage turn off, re-power on for recover		
	15V		≤21.8VDC			
	24V		≤32.4VDC			
	27V		≤35VDC			
	48V		≤60VDC			
Over-temperature Protection			Output voltage turn off, self-recover after the temperature drops			

Note: *The "Tip and barrel method" is used for ripple and noise test, output parallel 47uF electrolytic capacitor and 0.1uF ceramic capacitor, please refer to Enclosed Switching Power Supply Application Notes for specific information.

General Specifications

Item		Operating Conditions		Min.	Typ.	Max.	Unit
Isolation Test	Input - ⏚	Electric strength test for 1min., leakage current <5mA		2000	--	--	VAC
	Input - output			4000	--	--	
	Output - ⏚			2000	--	--	
Insulation Resistance	Input - ⏚	At 500VDC		100	--	--	MΩ
	Input - output			100	--	--	
	Output - ⏚			100	--	--	
Operating Temperature				-30	--	+70	℃
Storage Temperature				-40	--	+85	
Operating Humidity		Non-condensing		--	--	--	%RH
Storage Humidity				10	--	95	
Power Derating		Operating temperature derating	+50℃ to +70℃	2.5	--	--	%/℃
		Input voltage derating	80VAC - 100VAC	1.33	--	--	%/VAC
		12V、15V、24V、27V、48V		GB4943.1, IS13252 (Part1) safety approved & EN62368-1, BS EN62368-1 (Report) Design refer to IEC/UL62368-1, IEC/EN60601-1, EN60335-1, EN61558-1, EN61558-2-16			
Safety Class				CLASS I			
MTBF		MIL-HDBK-217F@25℃		>300,000 h			

Mechanical Specifications

Case Material	Metal (AL1100, SGCC)
Dimensions	203.10mm x 101.60mm x 40.60mm
Weight	850g (Typ.)
Cooling Method	Forced air convection

Electromagnetic Compatibility (EMC)

Emissions	CE	CISPR32/EN55032 CLASS B
	RE	CISPR32/EN55032 CLASS B
	Harmonic current	IEC/EN61000-3-2 CLASS A

MORNSUN Guangzhou Science & Technology Co., Ltd. reserves the copyright and right of final interpretation

Immunity	ESD	IEC/EN 61000-4-2 Contact ±8KV/Air ±15KV	perf. Criteria A
	RS	IEC/EN 61000-4-3 10V/m	perf. Criteria A
	EFT	IEC/EN 61000-4-4 ±4KV	perf. Criteria A
	Surge	IEC/EN 61000-4-5 line to line ±2KV/line to ground ±4KV	perf. Criteria A
	CS	IEC/EN61000-4-6 10 Vr.m.s	perf. Criteria A
	Voltage dips, short interruptions and voltage variations immunity	IEC/EN61000-4-11 0%, 70%	perf. Criteria B

Product Characteristic Curve

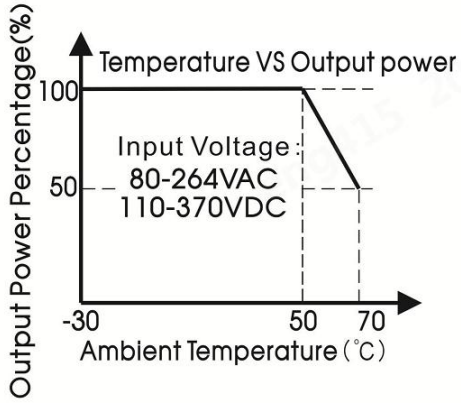

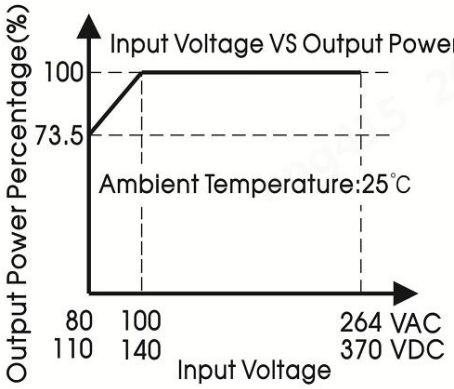

Note: 1. With an AC input voltage between 80-100VAC and a DC input between 110-140VDC the output power must be derated as per the temperature derating curves;
2. This product is suitable for applications using natural air cooling; for applications in closed environment please consult Mornsun FAE.

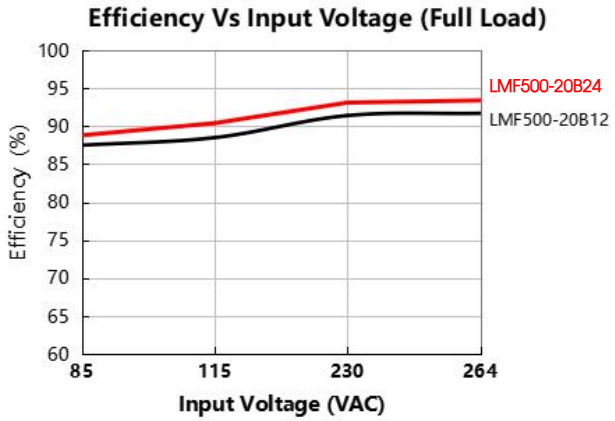

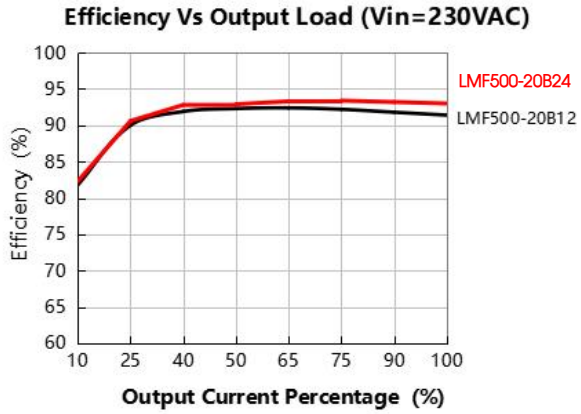

Typical Application

1. Remote ON/OFF

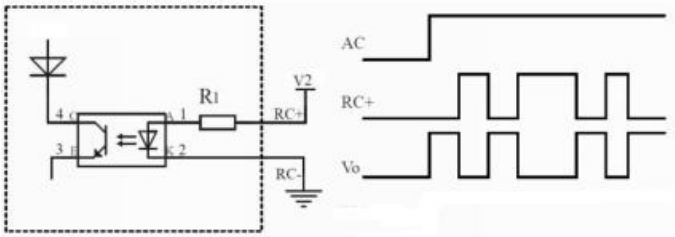

R1 (Product inside)	2KΩ, $\frac{1}{4}$ W
V2 (User side)	5V-15V

Note: When the product is working normally, apply voltage (5-15V) to RC+ and RC- to trigger the remote ON/OFF function, and the output voltage will be off. Withdraw the voltage, the output voltage will be re-established.

2. Remote Sense Compensation

MORNSUN Guangzhou Science & Technology Co., Ltd. reserves the copyright and right of final interpretation



Note: 1. The left side represents the internal schematic diagram of the product, the right side represents the customer system;
2. Twisted pair wires are needed for S+/S-.

Note:

The product is equipped with a built-in cooling fan. Keep the air intake clear of debris . If the environment cannot meet this requirement, a fanless model is recommended.

Dimensions and Recommended Layout

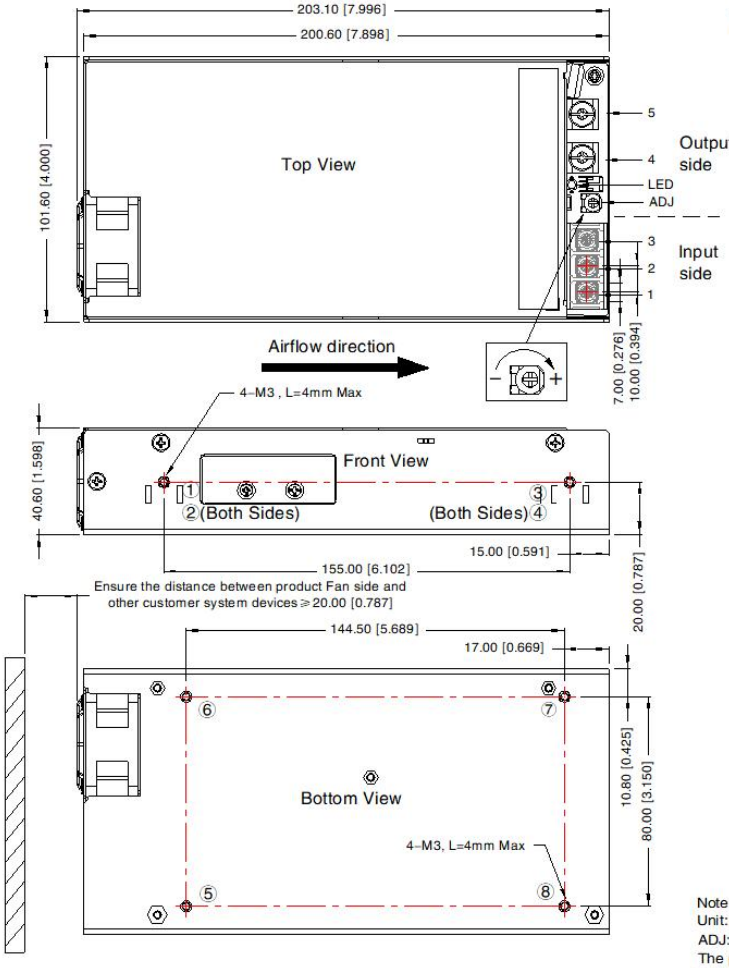

THIRD ANGLE PROJECTION

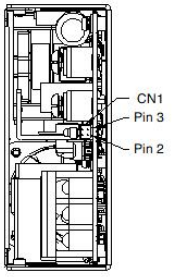

Right View

Pin-Out	
Pin	Mark
1	PE
2	AC(L)
3	AC(N)
4	+Vo
5	-Vo

CN1: Remote control port

Pin-Out		Customer Connector
Pin	Mark	
1	RC+	Housing: TKP DH2-4P or HRS DF11-4DS-2C or equivalent Contact: TKP DHT or HRS DF11-22SC or equivalent
2	RC-	
3	VSENSE-	
4	VSENSE+	

①- ⑧ any position must be connected to the earth(⏚)

Position	Screw Spec.	Screw in length L(max)	Recommended torque
①-⑧	M3	4mm	0.4 N·m ± 10%

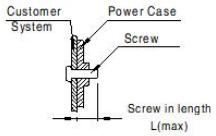

Note:
Unit: mm[inch]
ADJ: Output voltage adjustable resistor
The product features a fan-based cooling function,
and the air inlet must be protected against foreign object ingestion.
If the environmental conditions cannot meet these requirements,
it is advisable to consider fanless products as an alternative.
General tolerances: ± 1.00[± 0.039]

Pro.No	Input connector	Output connector
12V	20-12AWG (16-12AWG for pin1)	8-4AWG
15V		10-4AWG
24V/27V		14-4AWG
48V		16-4AWG
Screw/ Recommend Torque	M4, 1.2N. m ± 10%	M5, 2.4N. m ± 10%

Product Installation Notes:
If side-mounting is adopted for the product,
our accessory PJA-076 shall be used for fixing the side-mounting holes.
To ensure reliability, 4PCS shall be installed; under-installation is prohibited.
If other mounting methods are required, please consult our FAE engineers
for confirmation in advance.

MORNSUN Guangzhou Science & Technology Co., Ltd. reserves the copyright and right of final interpretation

Note:

1. For additional information on Product Packaging please refer to www.mornsun-power.com. Packaging bag number: 58220209;
2. Unless otherwise specified, parameters in this datasheet were measured under the conditions of Ta=25℃, humidity<75% RH with nominal input voltage and rated output load;
3. The room temperature derating of 5℃/1000m is needed for operating altitude greater than 2000m;
4. All index testing methods in this datasheet are based on our company corporate standards;
5. In order to improve the efficiency at high input voltage, there will be audible noise generated, but it does not affect product performance and reliability;
6. We can provide product customization service, please contact our technicians directly for specific information;
7. Products are related to laws and regulations: see "Features" and "EMC";
8. The out case needs to be connected to PE (⏚) of system when the terminal equipment in operating;
9. The output voltage can be adjusted by the ADJ, clockwise to increase;
10. CAUTION: Double pole, neutral fusing. Disconnect mains before servicing."/"ATTENTION: Double pôle/fusible sur le neutre. Débrancher lalimentation avant lentretien;
11. Our products shall be classified according to ISO14001 and related environmental laws and regulations, and shall be handled by qualified units;
12. The power supply is considered a component which will be installed into a terminal equipment. All EMC tests should be confirmed with the final equipment. Please consult our FAE for EMC test operation instructions.

Mornsun Guangzhou Science & Technology Co., Ltd.

Address: No. 8 Nanyun 4th Road, Huangpu District, Guangzhou, China

Tel: 86-20-38601850 Fax: 86-20-38601272 E-mail: info@mornsun.cn www.mornsun-power.com

MORNSUN Guangzhou Science & Technology Co., Ltd. reserves the copyright and right of final interpretation